

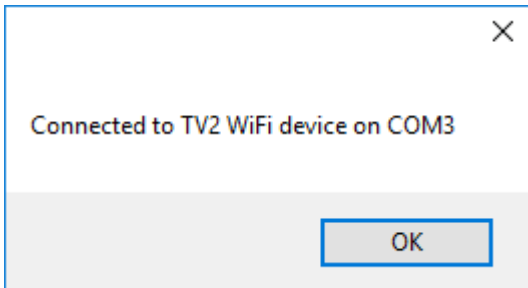
Adding a Wi-Fi enabled TV2 to a Local Area Network (LAN)

Before beginning make sure you have:

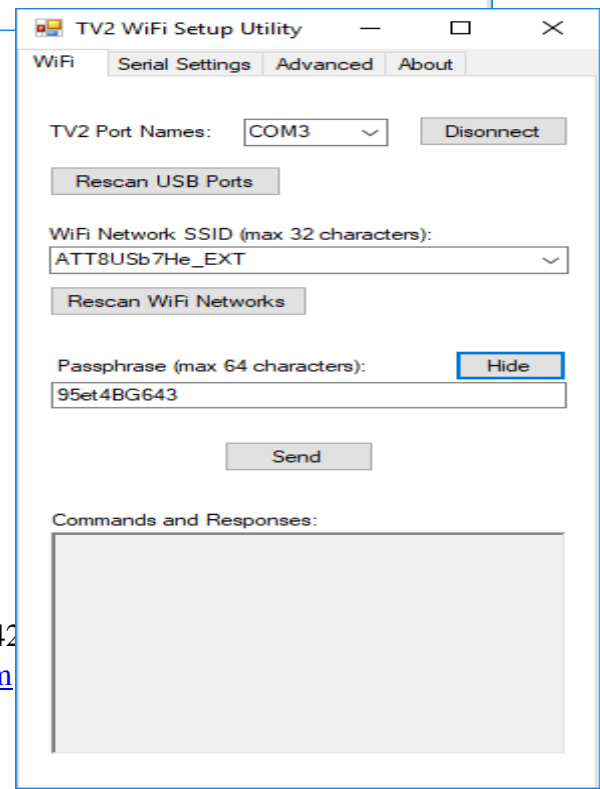
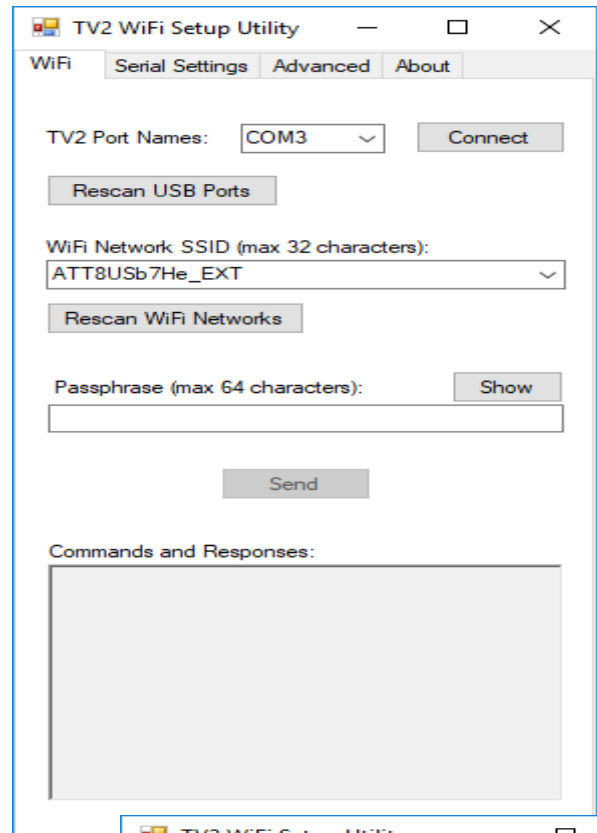
- Setup Utility – Downloaded from e2di.com, under support
- PC running some version of windows
- USB cable
- TV2 with WiFi card.
- Wireless network name (SSID)
- Network password


Steps

1. Install the TV2 WiFi Setup Utility on your computer by unzipping the downloaded file and clicking on Setup.
2. Plug the TV2 into a USB port on the computer where TV2_WIFI-Network_Setup_utility is installed.
3. If the *TV2 Port Name* box is empty click *Rescan USB Ports*.
4. Select the correct com port from the drop down menu by clicking on **'Connect'**



5. Select the wireless network that the TV2 will connect to from the drop down menu.
 - a. If no network SSID appears in the box click **'Rescan WiFi Networks'**
 - b. If you do not have a wireless network card installed in the PC you will not see a list of names. If this is the case, type in the network name you want the TV2 to connect to.





6. Enter the password for that network, typing it into the 'Passphrase box'. (To see what you are typing click the 'Show' button).
7. Click 'Send'
 - a. Once 'Send' is clicked you should see some text in the 'Commands and Responses' box.

```

Commands and Responses:
OK
PC >>SATT8USb7He
S0
PC >>P94r%gbk4b9w2
P0
PC >>M6
M0
PC >>H0000
H0
PC >>W
|

```

8. Verify the TV2 is connected to a wireless network by checking the network connected Icon on the main screen



Network connected



Network not connected

9. You can change the IP address from DHCP assigned to static by disabling DHCP on the TV2's Network menu (Under System Menu).

```

Network Menu
DHCP                               :Enabled
IP Address                          :192.168.001.106
Network Mask                         :255.255.255.000
Gateway Address                     :192.168.001.254
MAC Address                          :00.1B.1C.06.01.24

P or Gateway Address or Both
WiFi Mode: WPA2 w/Passphrase
WiFi channels: All
SSID: ATT8Usb93hd
PassPhrase: 894$53y21b72

```